



Heavy Vehicle Licences

VENUE

OnRoad OffRoad Training Complex

24 Jackson Street, Glenorchy TAS 7010

PRICES

Please refer to relevant class of Heavy Vehicle

ENTRY REQUIREMENTS

You must hold a Australian Drivers Licence photo card, or hold an interim licence with a photo card that has just expired.

You must provide details of a medical condition that may affect your eligibility to obtain a heavy vehicle driver licence and OnRoad OffRoad will attempt to obtain a clearance from the Registrar of Motor Vehicles.

Please refer to each Heavy Vehicle class for additional requirements.

PURPOSE:

To gain a heavy vehicle licence for a particular class. Where training is required an intensive hands on training course has been implemented.

TRAINING

The training will be delivered by an experienced and qualified trainer face to face

The training follows a specifically prepared course session plan

ASSESSMENT

Assessment will be conducted using the mandated assessment tool.

The assessor will inform you of the assessment prior to it being conducted.

WHAT WILL YOU RECIEVE?

On successful completion of the program you will receive a Statement of Attainment for the class you have completed

This program is nationally recognised.

[TLILIC2014- Licence to drive a light rigid vehicle](#)

[TLILIC2015- Licence to drive a medium rigid vehicle](#)

[TLILIC2016- Licence to drive a heavy rigid vehicle](#)

[TLILIC3017- Licence to drive a heavy combination vehicle](#)

[TLILIC3018- Licence to drive a multi-combination vehicle](#)

You will receive a Certificate of Competence, which you will need to take to Service Tasmania.



Light Rigid (LR)

A motor vehicle with a GVM of 8 tonnes or less but greater than 4.5 tonnes, or has a GVM of 8 tonnes or less and seats more than 12 adults (including the driver). Able to tow a trailer of no more than 9 tonnes GVM.

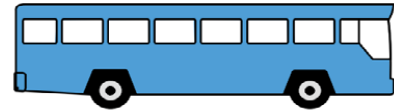
What you need to get this licence

- Be at least 19 years old
- Have held an Australian car licence (other than a learner licence) for at least 12 months
- Go to a Service Tasmanian shop, show evidence of identity (this may be your driver licence) and pass a heavy vehicle rigid knowledge test
- Pass a light rigid competency test or training and final competency assessment with OnRoad OffRoad Training
- Go to a Service Tasmania shop and
 - complete an application form
 - show evidence of identify
 - pass an eyesight test
 - produce a Certificate of Competency to show that you've passed, and
 - pay the licence extension fee

Your current licence	Training and Assessment Training hours are negotiable (conditions apply)	Test only
Car	Your vehicle \$880 Max:8 hours	Your vehicle \$500 - 3Hours

Using Your Vehicle Requirements (LR)

- Registered, (payment of registration is required)
- Roadworthy, please refer to roadworthy checklist
- Comprehensively insured
- Must be at least loaded to 75% of the GVM (weighbridge docket must be provided)
- A rigid truck above 4.5 tonnes GVM but less than or equal to 8 tonnes GVM, or
- A rigid bus with less than or equal to 8 tonnes GVM or seats more than 12 adults including the driver.



Medium Rigid (MR)

A motor vehicle (other than a motorcycle) with a GVM greater than 8 tonnes and no more than 2 axles. Able to tow a trailer of no more than 9 tonnes GVM.

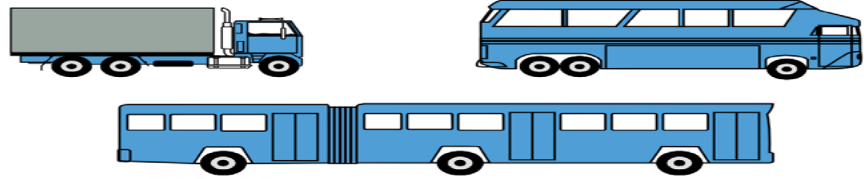
What you need to get this licence

- Be at least 19 years old
- Have held an Australian car licence (other than a learner licence) for at least 12 months
- Go to a Service Tasmania shop, show evidence of identity (this may be your driver licence) and pass a heavy vehicle rigid knowledge test
- Pass a medium rigid competency test or training and final competency assessment with OnRoad OffRoad Training
- Go to a Service Tasmania shop and
 - complete an application form
 - show evidence of identify
 - pass an eyesight test
 - produce a Certificate of Competency to show that you've passed, and
 - pay the licence extension fee

Your current licence	Training and Assessment	Test only
	Training hours are negotiable (conditions apply)	
Car or Light rigid	Our Vehicle \$1190 Max:8 hours Your vehicle \$990 Max:8 hours	Our Vehicle \$700 3 hours Your vehicle \$550 3 hours

Using Your Vehicle Requirements (MR)

- Registered
- Roadworthy, please refer to roadworthy checklist
- Comprehensively insured
- Must be at least loaded to 75% of the GVM (weighbridge docket must be provided)
- A two axle rigid truck not being a prime mover above 8 tonnes GVM, or
- A two axle bus above 8 tonnes GVM (approval must be granted by the registrar for motor vehicles to conduct assessment in a bus, please contact the office for more information)



Heavy Rigid (HR)

A motor vehicle (other than a motorcycle) including an articulated bus but not any other type of articulated vehicle that has 3 or more axles and a GVM greater than 8 tonnes. Able to tow a trailer of no more than 9 tonnes GVM.

What you need to get this licence

- Be at least 20 years old
- Have held an Australian car licence (other than a learner licence) for at least 2 years and an LR or MR licence for at least 12 months
- If you currently hold a car or LR licence you must get an HR learner licence before doing a competency test or training and final competency assessment
- If you hold a car licence or you've held an LR or MR licence for less than 12 months you must successfully complete the training and final competency assessment
- If you've held an LR or MR licence for at least 12 months you must pass either a competency test or training and final competency assessment
- Go to a Service Tasmanian shop, show evidence of identity (this may be your driver licence) and pass a heavy vehicle rigid knowledge test (and pay the HR learner licence issue fee, if required)
- Pass a heavy rigid competency test or training and final competency assessment with OnRoad OffRoad Training
- Go to a Service Tasmania shop and
 - complete an application form
 - show evidence of identify
 - pass an eyesight test
 - produce a Certificate of Competency to show that you've passed, and
 - pay the licence extension fee

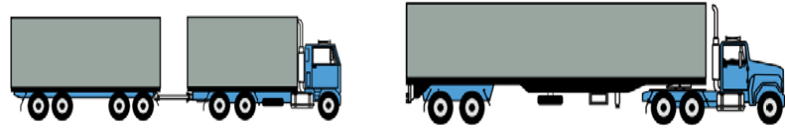
(HR) Continued



Your current licence	Training and Assessment Training hours are negotiable (conditions apply)	Test only
Car or Light Rigid (Learners Required)	Our Vehicle Synchronesh \$1710 Max:11 hours Our Vehicle Non-Synchronesh \$1860 Max:11 hours Your vehicle \$1210 Max:11 hours	Must of held LR licence for at least 12 months Our Vehicle Synchronesh \$800 – 3 hours Our Vehicle Non-Synchronesh \$950 – 3 hours Your vehicle \$500 – 3 hours
Medium Rigid	Our Vehicle Synchronesh \$1545 Max: 9.5 hours Our Vehicle Non-Synchronesh \$1695 Max: 9.5 hours Your vehicle \$1045 Max: 9.5 hours	Must of held LR or MR licence for at least 12 months Our Vehicle Synchronesh \$800 – 3 hours Our Vehicle Non-Synchronesh \$950 – 3 hours Your vehicle \$500 – 3 hours

Using Your Vehicle Requirements (HR)

- Registered
- Roadworthy, please refer to roadworthy checklist
- Comprehensively insured
- Must be at least loaded to 75% of the GVM (weighbridge docket must be provided)
- A rigid vehicle, not being an unladen prime mover, with a minimum of 3 axles and a minimum 15 tonnes GVM or
- A modified 3 axle prime mover with a certified detachable tray (with the capacity to carry 75% of its specified GVM) with a minimum 15 tonnes GVM and holds dual registration (HC & HR) or
- A three axle articulated bus, or bus over 15 tonnes GVM (Approval must be granted by the registrar for motor vehicles to conduct assessment in a bus, please contact the office for more information)



Heavy Combination (HC)

Prime mover with a single semi-trailer and a dolly (or an unladen converter dolly); or a rigid motor vehicle towing a trailer with a GVM greater than 9 tonnes and an unladen converter dolly.

What you need to get this licence

- Be at least 20 years old
- Have held an Australian car licence (other than a learner licence) for at least 2 years or an MR or HR licence for at least 12 months
- If you currently hold an MR licence or below you must get an HC learner licence before doing the heavy combination training and final competency assessment
- Go to a Service Tasmanian shop, show evidence of identity (this may be your driver licence) and pass a heavy vehicle combination knowledge test (and pay the HC learner licence issue fee, if required)
- Successfully complete the heavy combination training and final competency assessment with OnRoad OffRoad Training
- Go to a Service Tasmania shop and
 - complete an application form
 - show evidence of identify
 - pass an eyesight test
 - produce a Certificate of Competency to show that you've passed, and
 - pay the licence extension fee


Your current licence	Training and Assessment Training hours are negotiable (conditions apply)
Car or Light Rigid or Medium Rigid (Learners Required) Max: 14 hours	Our Vehicle Synchronesh \$2250 Max: 1 Our Vehicle Non-Synchronesh \$2400 Your vehicle \$1750
Heavy Rigid Max: 12 hours	Our Vehicle Synchronesh \$1900 Our Vehicle Non-Synchronesh \$2150 Your vehicle \$1400

(HC) Continued



Using Your Vehicle Requirements (HC)

- Registered
- Roadworthy, please refer to roadworthy checklist
- Comprehensively insured
- Must be at least loaded to 75% of the GCM (weighbridge docket must be provided)
- A vehicle consisting of a prime mover and a semi-trailer. The prime mover must have a minimum of 3 axles and the semi-trailer a minimum of 2 axles. The vehicle must have a GCM rating of at least 39 tonnes or
- A heavy rigid vehicle which is towing a trailer. The trailer must have at least two axles and a GVM of 12 tonnes or more



Multi Combination (MC)

B Double - Prime mover with more than 1 trailer. A 3 axle prime mover with an A and B trailer each with bogie axles

What you need to get this licence

- Be at least 21 years old
- Have held an HR or HC licence for at least 12 months
- If you currently hold an HR licence you must get an MC learner licence before doing the training course
- Go to a Service Tasmanian shop, show evidence of identity (this may be your driver licence) and pass a heavy vehicle combination knowledge test (and pay the MC learner licence issue fee, if required)
- Successfully complete the multi-combination training and final competency assessment with OnRoad OffRoad Training
- Go to a Service Tasmania shop and
 - complete an application form
 - show evidence of identify
 - Produce a medical assessment that shows you are fit to drive at the commercial level
 - produce a Certificate of Competency to show that you've passed, and
 - pay the licence extension fee

Your current licence	Training and Assessment Training hours are negotiable (conditions apply)
Heavy Rigid (Learners Required) Max: 16 hours	Our Vehicle Synchronesh \$2700 Our Vehicle Non-Synchronesh \$2850 Your vehicle \$2000
Heavy Combination Max: 13 hours	Our Vehicle Synchronesh \$1900 Our Vehicle Non-Synchronesh \$2150 Your vehicle \$1400

Using Your Vehicle Requirements (MC)

- Registered
- Roadworthy, please refer to roadworthy checklist
- Comprehensively insured
- Must be at least loaded to 75% of the GCM (weighbridge docket must be provided)
- A heavy combination vehicle with more than one trailer. The vehicle must be B-Double rated and have all pertinent documentation, permits etc. The combination must be at least 22 metres in length, in B double configuration or
- The minimum vehicle type for an MC is 3 axle prime mover with an A and B trailer each with bogie axles
- The minimum vehicle type for an MC is 3 axle prime mover with an A and B trailer each with bogie axles



Roadworthy and inspection checklist

- Be roadworthy
- Be registered
- Have a current registration label and a registration plate fitted front and rear
- Be comprehensively insured
- Meet the Heavy Vehicle requirements for each class (Refer to using your vehicle requirements for the relevant class)
- Be clean and tidy, i.e. no loose articles in vehicle,
- Have a windscreen that is in good condition in the area swept by the windscreen wiper path, (i.e. must not be cracked, scored or badly chipped or otherwise defective so as to obscure the drivers or testing officers vision)
- Have doors that open from the inside and the outside,
- Have effective front and rear indicator lights,
- Have effective brake lights
- Have effective head and tail lights,
- Have effective windscreen wipers,
- All tyres to be fitted to the vehicle must not show a smooth tread pattern that runs continuously across at least 75% of the tyre width that normally comes in contact with the road, or the whole circumference of the tyre,
- Have front seat belts that are in good condition,
- Have front seats that are securely affixed,
- External rear view mirrors must not be defective where it would obscure the drivers vision
- Have effective reverse lights, and
- Have an effective horn
- Have L plates visibly and securely located at the front and rear of the vehicle.
- Check age and licence requirements, eg. Heavy Vehicle Learner Licence

Your vehicle must be loaded to at least 75% capacity by weight for training or tests. Weighbridge docket must be provided and it must have been issued within 24 hours of the course.



TERMS AND CONDITIONS

Payment of Fees/Refunds: What if you Cancel/Transfer, What if we Cancel/Transfer?

Payment of Fees

Fees are required to be paid prior to the commencement of courses. A deposit of 50% of the course fee is payable at time of enrolment with the balance payable prior to the commencement of the course.

Our Cancellation/Transfer

Whilst we always endeavor to run scheduled courses we reserve the right to cancel or defer a course.

- In the event of occurring cancellation all fees can be refunded or you may elect to transfer to a course that will run at a later date.
- ***Your Cancellation/Transfer***
- If you are unable to attend a course, you may elect to re-schedule for that course, but only within 14 days of the original course date.
- We will only allow two (2) such transfers before an administration fee equivalent to 50% of the course fee value will be charged.
- If you cancel more than seven days prior to the course you may request to have any monies paid refunded in full or you may elect to be transferred to an alternative course with an administration fee adjustment.
- If you cancel less than seven days prior to the course you will be charged a 50% (course fee) cancellation fee.
- Should you not attend training/assessment a 100% cancellation fee, or loss of deposit, will apply.

Refunds

All applications for refund must be made in writing using the F003-Refund Request Form. This form will then be provided to the Training Manager, or their delegate who will consider the request in line with the RTO's policy and procedure.

You will need to attach supporting evidence (e.g. Doctor's Certificate / hardship) as is deemed appropriate with the written request.



PRE ENROLMENT INFORMATION

For pre enrolment information please request a copy of the Onroad Offroad Training Student Handbook for information concerning training and assessment processes, access and equity matters, recognition of prior learning, LLN issues, responsibility of students, certificates and qualifications, government funding subsidies, appeal processes and confidentiality of student information.

**For further information and course dates, please contact
1300 732 377 (8:30 – 5:00 Monday to Friday)**

Document Name and Number:	Version and Date:	Responsible Person:	Purpose and Comments:
Heavy Vehicle Licence Course Information	Mar 2017/V8	Training Manager	Ensure compliance with Standards for Registered Training Organisations (RTOs) 2015. Standard 4